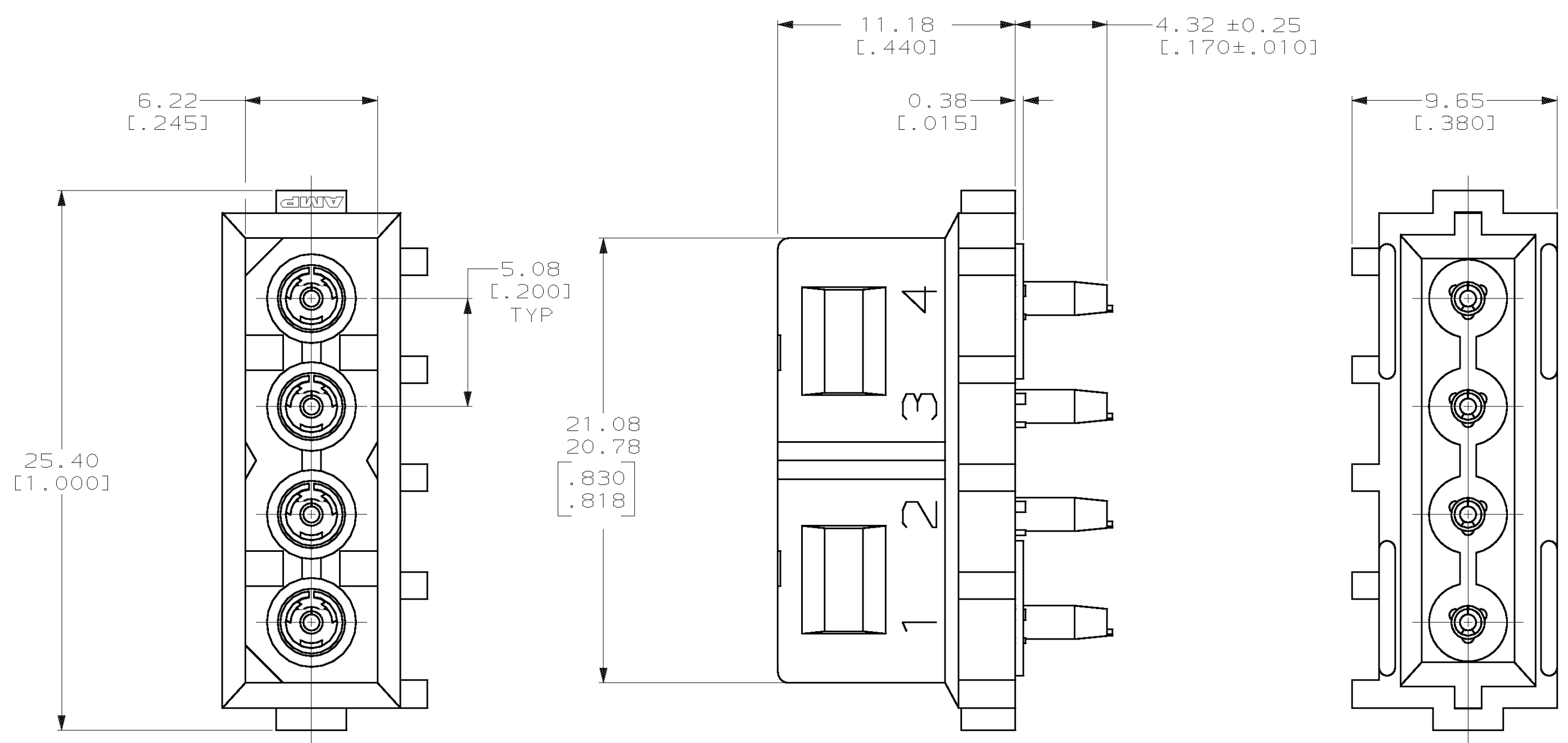
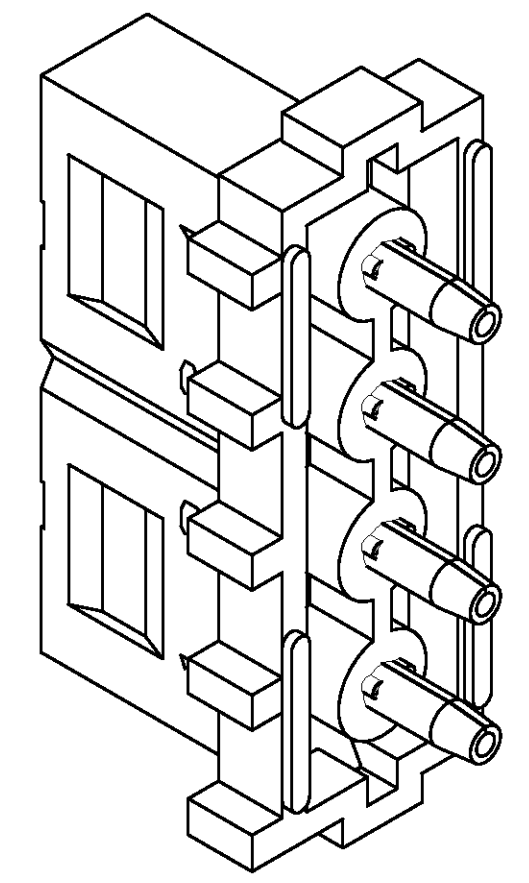
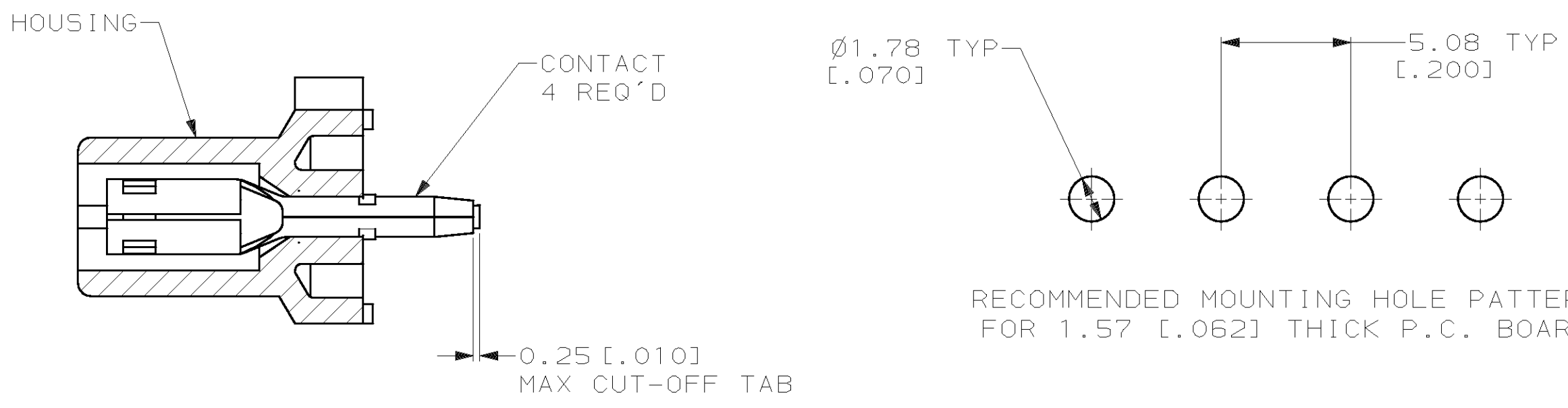


LOC		DIST		REVISIONS				DATE	APPD
CM	53	P	F	ZONE	LTR	DESCRIPTION			
						C REV PER EC 0L30-0053-97	6-10-97	JH RS	



- PARTS COMPLY WITH AMP SOLDERABILITY SPEC. 109-11-5.
- DIMENSIONS IN BRACKETS ARE IN INCHES.



3-DIMENSIONAL MODEL NTS

METRIC

THIS DRAWING IS A CONTROLLED DOCUMENT FOR AMP INCORPORATED. IT IS SUBJECT TO CHANGE AND THE CONTROLLING ENGINEERING ORGANIZATION SHOULD BE CONTACTED FOR THE LATEST REVISION.

0.251 [.0099] THK PH BRZ, PRE-TIN	NYLON UL94V-2, NATURAL	770997-1
CONTACT MATERIAL & FINISH	HOUSING MATERIAL & COLOR	PART NO
DO NOT SCALE PRINT. UNLESS SPECIFIED DIMENSIONS IN mm [INCHES] TOLERANCES ON : 2 PLC DEC ± - 3 PLC DEC ± 0.13 [.005] ANGLES ± 0°30'	DR 8-25-92 K. WHITAKER CHK 8-25-92 R. SWING APPD 8-26-92 G. BROWN APPD 8-26-92 G. BROWN	AMP AMP Incorporated Harrisburg, PA 17105-3608
MATERIAL	PRODUCT SPEC	NAME
SEE TABLE	-	SOCKET HEADER ASSEMBLY, 4 CIRCUIT, COMMERCIAL MATE-N-LOK™
FINISH	APPLICATION SPEC	SIZE
SEE TABLE	-	CAGE CODE
	WEIGHT	DRAWING NO
	-	C=770997
	SCALE	SHEET
	5:1	1 OF 1